

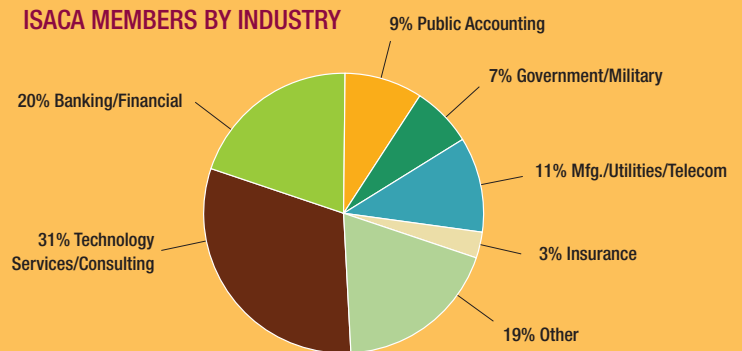
ISACA MEMBER DEMOGRAPHICS

Members From More Than 160 Countries

- 45.9% US and Canada
- 25.5% Europe and Africa
- 21.7% Asia and Middle East
- 3.2% Australia and New Zealand
- 3.7% Central and South America

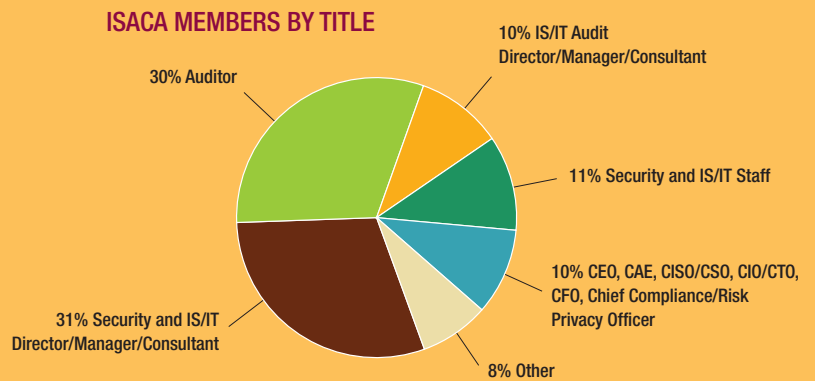
ISACA Members by Industry

- 31% Technology Services/Consulting
- 20% Banking/Financial
- 9% Public Accounting
- 7% Government/Military
- 11% Mfg./Utilities/Telecom
- 3% Insurance
- 19% Other



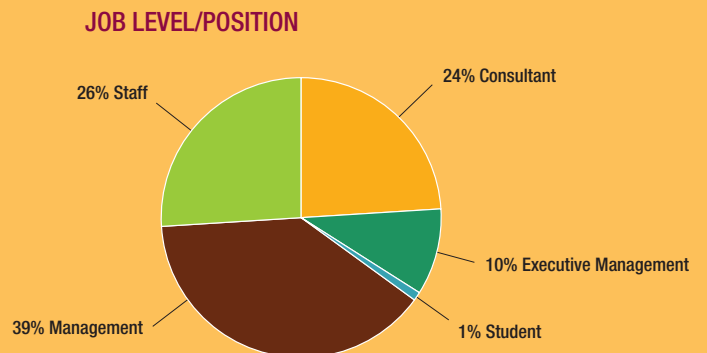
ISACA Members by Title

- 30% Auditor
- 31% Security and IS/IT Director/Manager/Consultant
- 10% IS/IT Audit Director/Manager/Consultant
- 11% Security and IS/IT Staff
- 10% CEO, CAE, CISO/CSO, CIO/CTO, CFO, Chief Compliance/Risk Privacy Officer
- 8% Other



Job Level/Position

- 39% Management
- 26% Staff
- 24% Consultant
- 10% Executive Management
- 1% Student



Years in Information Technology

- 33% 5 to 10 years
- 30% 11 to 20 years
- 19% More than 20
- 18% Fewer than 5 years

